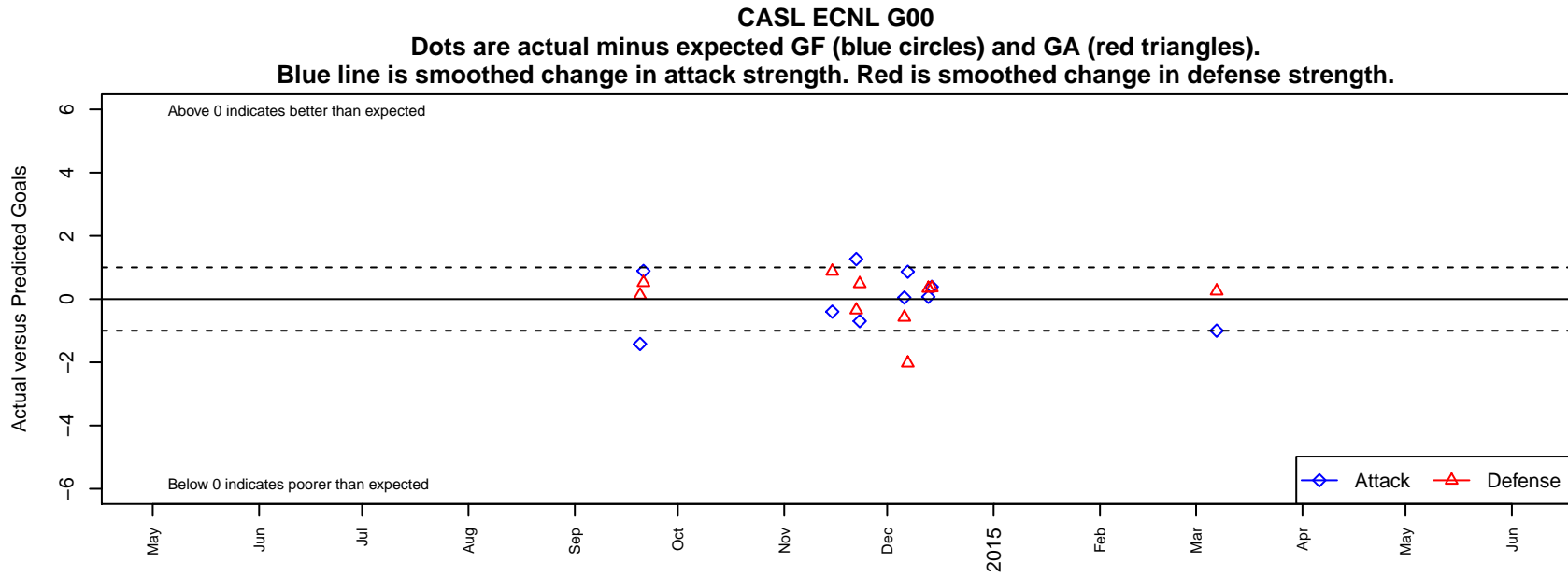


# CASL ECNL G00

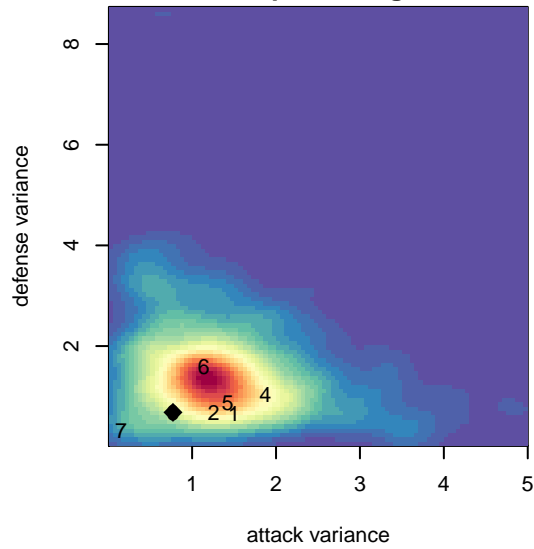
, CAS  
G00 total strength=1797  
attack=26.12 defense=38.41

alt names used:  
CASL ECNL U14

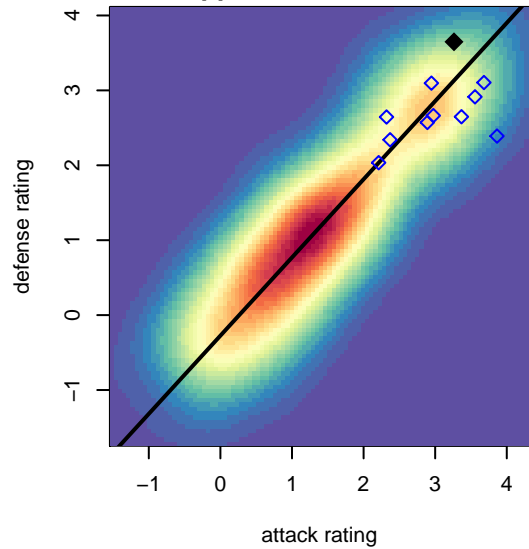
Venues played:  
2014 ECNL U14



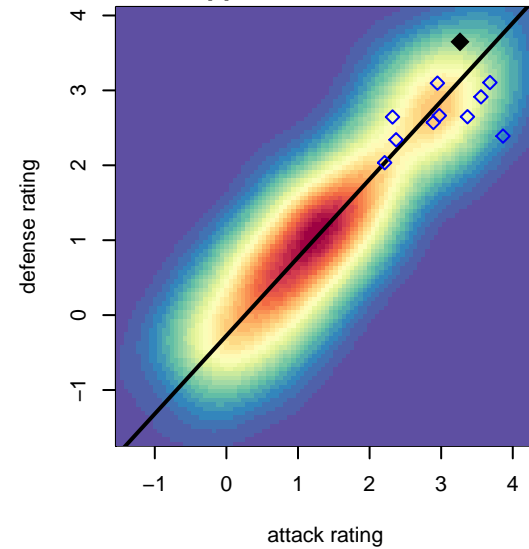
**attack and defense variance (black dot)  
relative to other teams  
and top 10 in region**



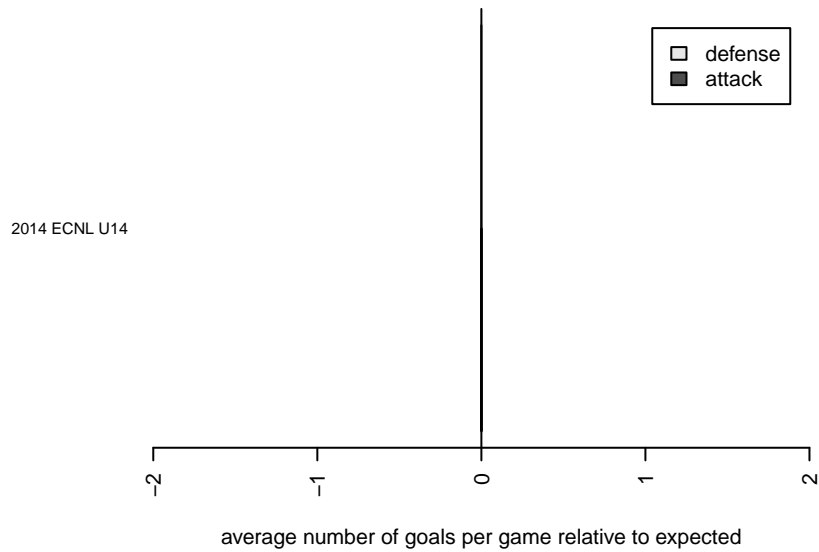
**attack and defense rating  
relative to others at age  
and all opponents in last 13 months**



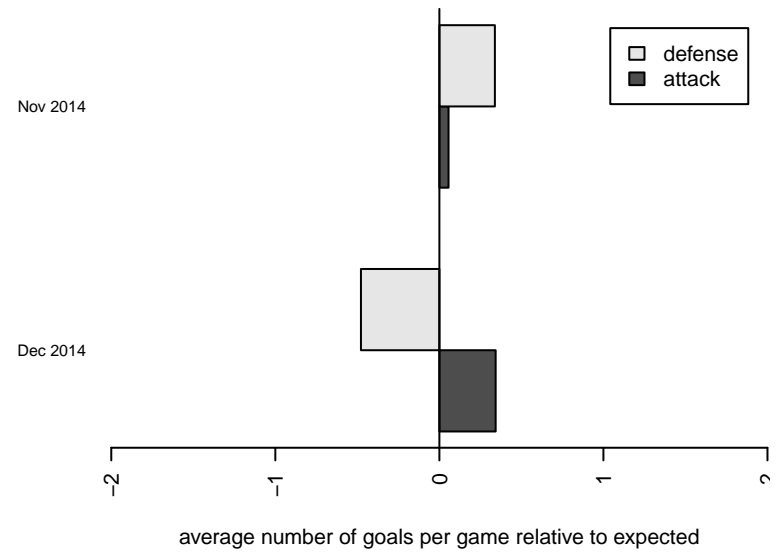
**attack and defense rating  
relative to others at age  
and all opponents in last 13 months**



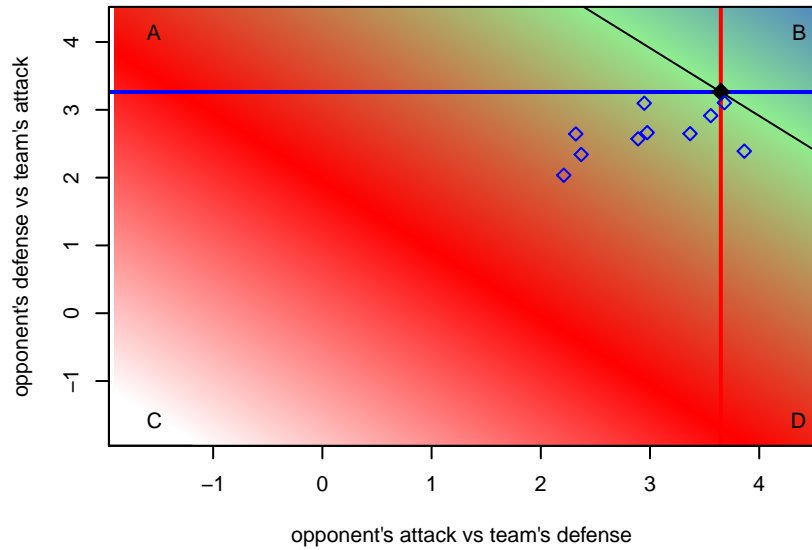
**Performance relative to 13 month average**



**Performance relative to 13 month average**



Distribution of opponents  
 Red = Lose zone, Blue = Win zone, Green = Even  
 Black line separates win/lose zones



lot. A=Neither has attack advantage, B=Opponent has both attack and defense advantage, C=Opponent has both attack and defense disadvantage, D=Both have

<b>date</b>	<b>home</b>		<b>away</b>		<b>venue</b>	<b>pred.home</b>	<b>pred.away</b>
2015-03-07	NC Fusion G00	0	CASL ECNL G00	1	2014 ECNL U14	0.25	2.00
2014-12-14	Ohio Elite SA ECNL G00	0	CASL ECNL G00	3	2014 ECNL U14	0.35	2.61
2014-12-13	Indiana Fire ECNL G00	0	CASL ECNL G00	4	2014 ECNL U14	0.34	3.93
2014-12-07	Bethesda SC ECNL G00	3	CASL ECNL G00	2	2014 ECNL U14	0.98	1.14
2014-12-06	Maryland United FC ECNL G00	1	CASL ECNL G00	2	2014 ECNL U14	0.42	1.95
2014-11-23	CASL ECNL G00	1	Internationals SC G00	0	2014 ECNL U14	1.70	0.48
2014-11-22	CASL ECNL G00	3	Ohio Premier ECNL G00	1	2014 ECNL U14	1.74	0.65
2014-11-15	CASL ECNL G00	1	Richmond United ECNL G00	0	2014 ECNL U14	1.40	0.88
2014-09-21	CASL ECNL G00	2	McLean Youth Soccer ECNL G00	0	2014 ECNL U14	1.11	0.52
2014-09-20	CASL ECNL G00	1	FC Virginia ECNL G00	1	2014 ECNL U14	2.42	1.13